



1CH Hi-Power PoE Injector

User's manual

11 Granit st., Petach Tikva 4951410 Israel

Tel. +972-3-6249997 Fax. +972-3-6249993 info@octavious.co.il

1 Introduction

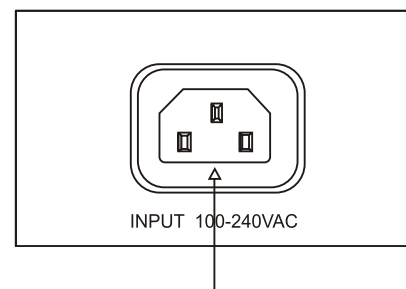
The PoE Injector is a single port POE injector offer a compact and cost effective, It can convert standard 100~240V/ Ac power into lowvoltage. DC that runs over existing LAN cable to p ower up IEEE 802.3af & at & bt compliant network accessories. Remote powering of wireless LAN (WAN) access points, IP Security cameras, VoIP telephone and other low port density installations.

The POE Mid-spans no need to connect with external power supply and its associated AC/DC power cabling, providing a compact , afforadble, safe and reliable power solution over existing Ethernet infrastructure.

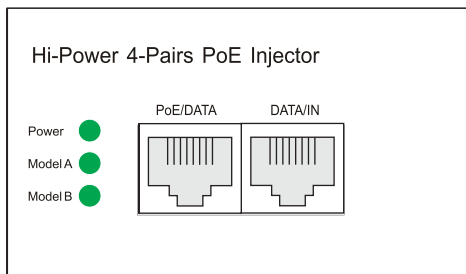
2 Features

- Up to 60W of Power on 4-pairs
- Supports 10/100/1000 Base-T applications
- LED indicators for power input and PoE output
- Internal AC/DC converter no need for external power brick
- Easy plug-and-play installation
- Muti-protection

3 Hardware Description



AC socket, connect with AC cable .



DATA IN:
Connect to the Ethernet device with CAT5 UTP cable to transmit data.

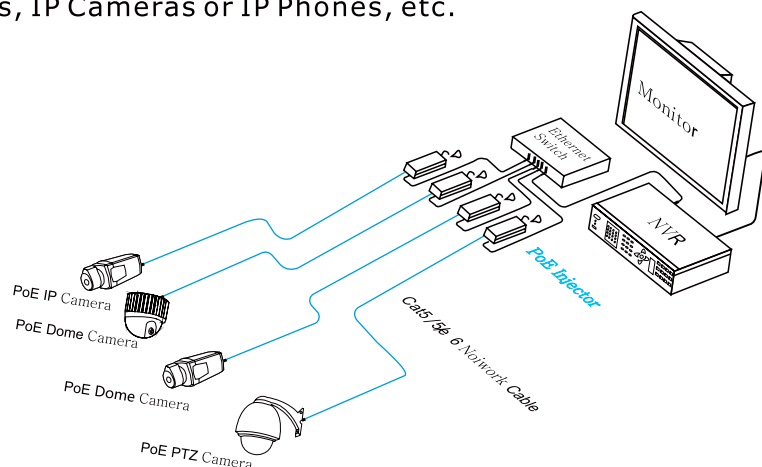
PoE/ DATA :
Connect to the camera with UTP cable 5 to supply power

PWR: Power LED, a steady green light indicates that the PoE injector got 100-240V power input

Model A Model B:12.36 and 45.78-Powered LED lights

4 Application

Use PoE Injector with PD to expand your network to where there are no power lines or outlets, where you wish to fix devices such as APs, IP Cameras or IP Phones, etc.



Steps:

1. Use a CAT5 UTP cable to connect port of Ethernet device to the DATA IN port,
2. Connect AC cable with Injector and Socket
3. Connect the PoE OUT port to a PD with CAT5 UTP cable.

5 Specifications

Item	Description
No. of channels	1
Pass Through Data Rates	10/100/1000Mbps
Power over EthernetOutput	Pin Assignment and Polarity:
	1/2 (-), 3/6 (+) 4/5(+)7/8(-)
	Output Power Voltage: 53VDC
	User Port Power: 60W
Input Power Requirements	AC Input Voltage: 100 to 240 VAC
	AC Input Current: 0.5A 100-240 VAC
	AC Frequency: 50 to 60 Hz
Dimensions	168mm x73.5 mm x 44 mm
Indicators	System Indicator: AC Power
	User Indicator: Channel Power
Connectors	Shielded RJ-45, EIA 568A and 568B
Protection	Over current protection
	Over load protection
	Over voltage protection
	Anti-interference protection
Environmental Conditions	Operating Ambient Temperature:0 to 40℃
	Operating Humidity:
	Maximum 85%, Non-condensing
	Storage Temperature : -10 to 50 ℃
	Storage Humidity :
	Maximum 90%, Non-condensing